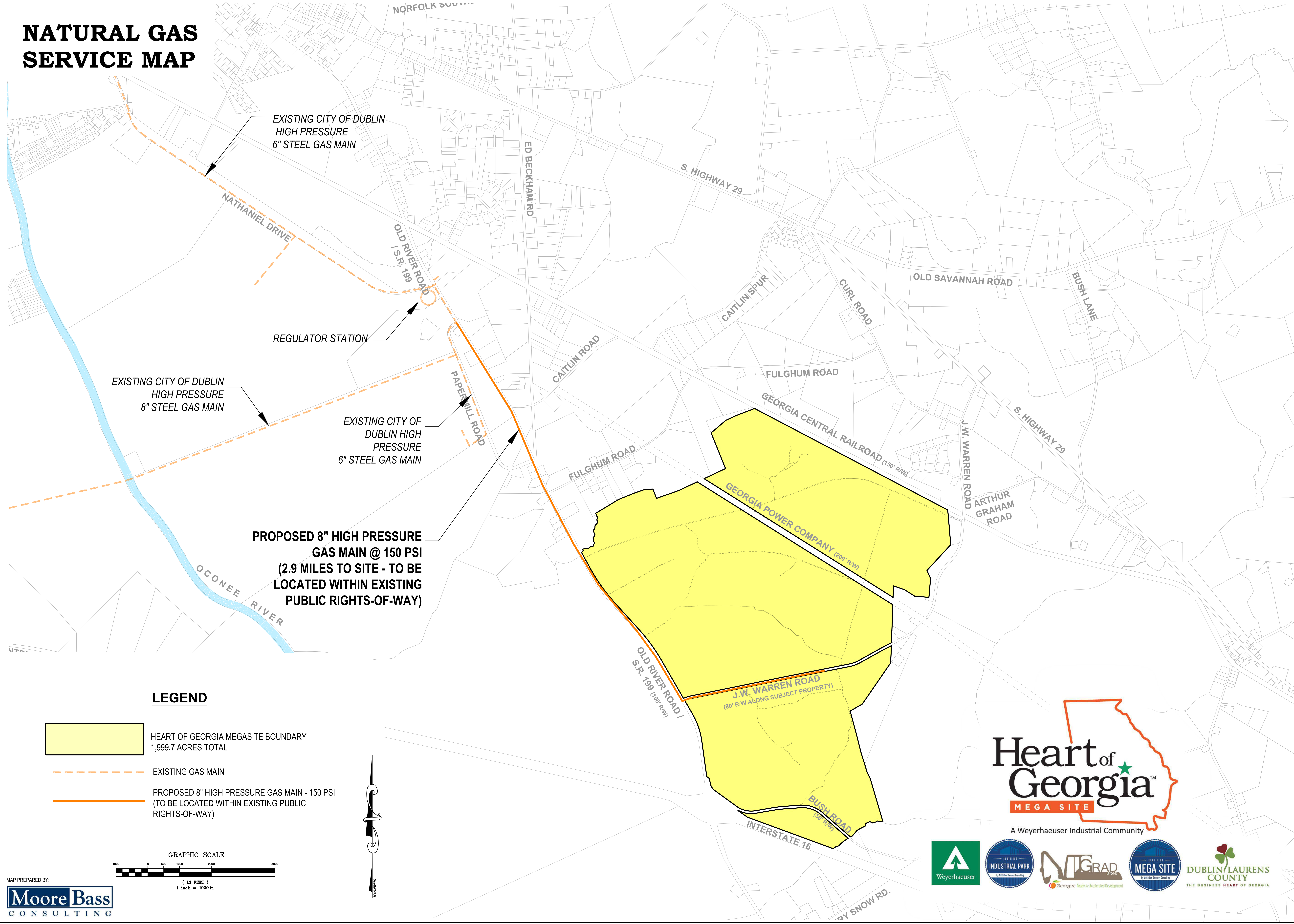


NATURAL GAS SERVICE MAP



EXISTING CITY OF DUBLIN
HIGH PRESSURE
6" STEEL GAS MAIN

NATHANIEL DRIVE




REGULATOR STATION

EXISTING CITY OF DUBLIN
HIGH PRESSURE
8" STEEL GAS MAIN

EXISTING CITY OF
DUBLIN HIGH
PRESSURE
6" STEEL GAS MAIN

PROPOSED 8" HIGH PRESSURE
GAS MAIN @ 150 PSI
(2.9 MILES TO SITE - TO BE
LOCATED WITHIN EXISTING
PUBLIC RIGHTS-OF-WAY)

LEGEND

-  HEART OF GEORGIA MEGASITE BOUNDARY
1,999.7 ACRES TOTAL
-  EXISTING GAS MAIN
-  PROPOSED 8" HIGH PRESSURE GAS MAIN - 150 PSI
(TO BE LOCATED WITHIN EXISTING PUBLIC RIGHTS-OF-WAY)

